


The Basics Of Pocket Billiards: A Comprehensive Guide

Welcome to the fascinating world of pocket billiards, a game of skill, precision, and strategy that has captivated enthusiasts for centuries. Whether you're a novice seeking to master the basics or a seasoned player looking to refine your skills, this comprehensive guide will serve as your ultimate companion on the journey to billiard mastery.

Chapter 1: Equipment Essentials

Before embarking on your billiards adventure, it's crucial to understand the essential equipment and their proper usage.




The Basics of Pocket Billiards by Venhart Ang

★★★★☆ 4.3 out of 5

Language : English
File size : 5158 KB
Text-to-Speech : Enabled
Screen Reader : Supported
Enhanced typesetting : Enabled
Word Wise : Enabled
Print length : 386 pages
Lending : Enabled



The Cue



The cue, also known as the stick, is the primary tool for propelling the cue ball. It consists of a shaft, a handle, and a tip. Choose a cue that is the right weight, length, and balance for your height and playing style.

The Cue Ball



The cue ball is the white ball used to strike the object balls. It's pivotal in controlling the direction and velocity of the cue ball's path.

Object Balls



Object balls are the colored balls that are the targets of the game. They come in various colors and numbers and are arranged in a specific triangle formation at the start of each game.

Table



The table is the playing surface where the game takes place. It consists of a slate bed covered with a cloth and surrounded by rails and pockets.

Chapter 2: Rules and Gameplay

Understanding the rules of pocket billiards is essential for successful gameplay. Here's a breakdown of the basics:

Objective

The objective of pocket billiards is to pocket all of your assigned balls before your opponent pockets theirs. The player or team that pockets all of their balls first wins the game.

Turn Rotation

Players take turns shooting. The player who pockets a ball in a legal shot continues to shoot until they miss or commit a foul.

Pocketing Balls

To pocket a ball, you must hit the cue ball into the object ball so that it falls into one of the table's six pockets.

Fouls

Fouls occur when a player violates certain rules, such as hitting the cue ball twice, scratching (pocketing the cue ball), or jumping the cue ball off the table. If a foul is committed, the opponent gets ball-in-hand, which allows them to place the cue ball anywhere on the table.

Chapter 3: Essential Techniques


Mastering the following techniques will significantly improve your pocket billiards game:

Stance and Grip



A proper stance and grip provide stability and control over the cue. Position your feet shoulder-width apart and lean slightly forward. Hold the cue comfortably with your dominant hand and place your index finger on the shaft.

Aiming



Precise aiming is crucial for pocketing balls consistently. Use the table's rails as guides and align the cue ball with the object ball and the pocket.

Cue Ball Control



Controlling the cue ball's direction and speed is essential for setting up subsequent shots. Practice applying different amounts of force and spin to the cue ball to achieve desired outcomes.

Break Shot



The break shot is the initial shot that starts the game. Aim for the center of the rack of object balls and hit firmly to scatter them around the table.

Chapter 4: Advanced Strategies

Once you've grasped the basics, elevate your game with these advanced strategies:

Bank Shots



Bank shots involve hitting the cue ball off a rail to strike an object ball indirectly. This technique can be used to maneuver around obstacles or position the cue ball for a better shot.

Draw and Follow Shots

THE POOL COACH

How To Play an 8-Ball Follow Shot:



Draw shots add backspin to the cue ball, causing it to stop quickly after hitting the object ball. Follow shots impart topspin, making the cue ball roll forward after impact.

Combination Shots



Combination shots involve hitting multiple object balls in a single shot, often using bank shots or draw/follow shots. They require precise aiming and cue ball control.

Chapter 5: Glossary of Terms

Familiarize yourself with these essential pocket billiards terms:


- **Break:** The first shot of the game.
- **Foul:** A violation of the game's rules.
- **Pocket:** One of the six holes on the table where balls are pocketed.
- **Rack:** The triangular arrangement of object balls at the start of the game.
- **Stroke:** The act of hitting the cue ball.

- **Turn:** A player's opportunity to shoot.

The Basics of Pocket Billiards has provided a comprehensive foundation for your billiard journey. By mastering the equipment, rules, techniques, and strategies outlined in this guide, you'll be well-equipped to enjoy the game to its fullest potential.

Whether you're looking to impress your friends at a casual game or compete in professional tournaments, this guide will serve as an invaluable resource. With dedication and practice, you'll be conquering tables and pocketing balls like a pro in no time.

So rack up the balls, chalk up your cue, and let the thrill of pocket billiards consume you. May your shots be accurate, your strategies brilliant, and your victories celebrated. Welcome to the world of pocket billiards, where precision, skill, and unwavering determination reign supreme.




The Basics of Pocket Billiards by Venhart Ang

★★★★☆ 4.3 out of 5


Language : English
File size : 5158 KB
Text-to-Speech : Enabled
Screen Reader : Supported
Enhanced typesetting : Enabled
Word Wise : Enabled
Print length : 386 pages
Lending : Enabled





Toradora Light Novel Vol Yuyuko Takemiya

By Yuyuko Takemiya Step into the heartwarming and hilarious world of Toradora Light Novel Vol...



Love Me Better, Love Me Right: A Journey of Self-Discovery and Healing

Unveiling the Profound Power of Emotional Intelligence for a Fulfilling Life Embark on a Transformative Odyssey to Unlock Your Emotional Potential In this captivating...