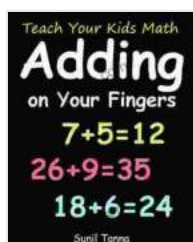


Teach Your Kids Math: The Power of Adding on Your Fingers!

Introducing young minds to mathematics can be a daunting task for parents and educators alike. However, there's a simple and effective method that transforms this subject into an exciting adventure: **Teaching addition using fingers!**



Teach Your Kids Math: Adding on Your Fingers

by Sunil Tanna

★★★★☆ 4.4 out of 5

Language : English

File size : 3453 KB

Text-to-Speech : Enabled

Screen Reader : Supported

Enhanced typesetting: Enabled

Print length : 59 pages

Hardcover : 155 pages

Item Weight : 15.3 ounces

Dimensions : 6.14 x 0.44 x 9.21 inches



In this comprehensive article, we'll delve into the world of finger addition, providing step-by-step instructions, engaging activities, and invaluable tips to empower your kids in mastering this essential math skill. Get ready to witness the magic of numbers come alive as your children discover the joy of learning through this fun and tactile approach!

Step-by-Step Guide to Finger Addition

Step 1: Introducing the Fingers

Start by familiarizing your kids with the concept of numbers using their fingers. Each finger represents a number, from 1 to 10. Have them count along with you, pointing to each finger as they go.



Step 2: Visualizing Addition

Explain to your kids that addition means putting numbers together to make a new number. Using their fingers, demonstrate this process by holding up a certain number of fingers on one hand and then adding more fingers from the other hand.



Step 3: Practicing Simple Addition

Start with simple addition problems, such as $2 + 3$ and $4 + 2$. Guide your kids in calculating the answer by counting the total number of fingers used. Encourage them to say the problem aloud (e.g., "Two plus three is...") and then answer with the result.

Engaging Activities for Learning Addition

To make learning addition even more enjoyable for your kids, introduce these fun and interactive activities:

1. Finger Puppet Math

Create finger puppets and assign each puppet a different number. Let your kids act out addition problems using the puppets, moving the corresponding fingers to find the answer.



2. Number Beanbags

Write numbers on small beanbags and toss them to your kids. They must catch the beanbag and quickly add the two numbers together.

How to Add with Fingers

Finger Maths



Part 2



3. Math Story Time

Incorporate addition into storybooks by reading aloud and pausing at addition problems. Ask your kids to solve the problems and help the characters in the story.



Tips for Success

Here are some tips to help your kids excel in finger addition:

- Start with small numbers and gradually increase the difficulty.
- Use manipulatives like fingers, blocks, or beads to make the concept more tangible.
- Encourage your kids to visualize the addition process.
- Make learning fun and engaging through games and activities.
- Be patient and provide plenty of practice.

Teaching your kids math through finger addition is a simple yet powerful method that transforms learning into a joyful experience. By following the step-by-step instructions, implementing engaging activities, and utilizing effective tips, you can ignite their passion for numbers and equip them with a solid foundation for future mathematical success.

Embrace the magic of finger addition, and watch your little ones blossom into confident and enthusiastic mathematicians!



Teach Your Kids Math: Adding on Your Fingers

by Sunil Tanna

★★★★☆ 4.4 out of 5

Language : English

File size : 3453 KB

Text-to-Speech : Enabled

Screen Reader : Supported

Enhanced typesetting : Enabled


Print length : 59 pages

Hardcover : 155 pages

Item Weight : 15.3 ounces


Dimensions : 6.14 x 0.44 x 9.21 inches





Toradora Light Novel Vol Yuyuko Takemiya

By Yuyuko Takemiya Step into the heartwarming and hilarious world of Toradora Light Novel Vol...



Love Me Better, Love Me Right: A Journey of Self-Discovery and Healing

Unveiling the Profound Power of Emotional Intelligence for a Fulfilling Life Embark on a Transformative Odyssey to Unlock Your Emotional Potential In this captivating...