


Practical Guide To The Operational Use Of The Remington 870 Shotgun

The Remington 870 shotgun is a versatile and reliable firearm that has been used by law enforcement, military, and civilians for decades. It's a popular choice for home defense due to its powerful stopping power and ease of use. However, to effectively use the Remington 870 for self-defense, it's essential to have a thorough understanding of its operation and the tactical techniques involved.



Practical Guide to the Operational Use of the Remington 870 Shotgun by Erik Lawrence

★★★★☆ 4.4 out of 5

Language : English
File size : 1573 KB
Text-to-Speech : Enabled
Screen Reader : Supported
Enhanced typesetting: Enabled
Word Wise : Enabled
Print length : 51 pages



This comprehensive guide will provide you with all the knowledge and skills you need to safely and effectively use the Remington 870 shotgun for home protection and personal security. We'll cover everything from choosing the right ammunition to mastering tactical techniques and developing a mindset for self-defense.

Chapter 1: Getting to Know the Remington 870 Shotgun

In this chapter, we'll take a closer look at the Remington 870 shotgun, its different models, and its features. We'll also discuss the importance of firearm safety and how to properly handle and store your shotgun.

1.1 Types of Remington 870 Shotguns

There are several different models of the Remington 870 shotgun available, each designed for a specific purpose. Some of the most popular models include:

- Remington 870 Express: A budget-friendly option that's ideal for home defense and recreational shooting.
- Remington 870 Wingmaster: A higher-end model with a walnut stock and a variety of barrel lengths and finishes.
- Remington 870 Police Magnum: A heavy-duty model designed for law enforcement and military use.

1.2 Features of the Remington 870 Shotgun

The Remington 870 shotgun is known for its reliability, durability, and ease of use. Some of its key features include:

- Pump-action design: The pump-action design allows for quick and easy cycling of rounds.
- Dual-action bars: The dual-action bars provide smooth and reliable operation, even in adverse conditions.
- Interchangeable barrels: The Remington 870 shotgun comes with a variety of interchangeable barrels, allowing you to customize your shotgun for different purposes.

- Wide range of accessories: There is a wide range of accessories available for the Remington 870 shotgun, including stocks, grips, and optics.

1.3 Firearm Safety

Firearm safety is paramount when using any firearm, including the Remington 870 shotgun. Always follow these basic firearm safety rules:

- Treat every firearm as if it's loaded.
- Never point a firearm at anything you don't intend to shoot.
- Keep your finger off the trigger until you're ready to fire.
- Be aware of your surroundings and what's beyond your target.
- Store your firearm safely and securely when not in use.

Chapter 2: Choosing the Right Ammunition

The type of ammunition you choose for your Remington 870 shotgun will depend on the intended purpose. For home defense, it's important to choose ammunition that provides maximum stopping power while minimizing overpenetration.

2.1 Types of Shotgun Ammunition

There are several different types of shotgun ammunition available, including:

- Birdshot: Birdshot is typically used for hunting small game and birds. It's not suitable for self-defense due to its limited range and stopping power.

- Buckshot: Buckshot is a good choice for home defense. It consists of multiple pellets that spread out as they travel, increasing the likelihood of hitting your target.
- Slugs: Slugs are single projectiles that are more accurate and have greater range than buckshot. They're a good choice for self-defense against larger threats.

2.2 Selecting Ammunition for Home Defense

For home defense, it's generally recommended to use buckshot ammunition. Buckshot provides a good balance of stopping power and reduced overpenetration. Choose buckshot with a pellet size of 00 or 000 for maximum effectiveness.

Chapter 3: Tactical Techniques for Home Defense

In the event of a home invasion or other threat, it's essential to have a plan of action and know how to use your Remington 870 shotgun effectively. This chapter will cover basic tactical techniques for home defense, including:

3.1 Defensive Mindset

Before we discuss specific tactical techniques, it's important to develop a defensive mindset. This means being aware of your surroundings, trusting your instincts, and being prepared to defend yourself and your family.

3.2 Home Security Assessment

Conduct a thorough security assessment of your home to identify potential vulnerabilities and develop a plan for responding to a threat. Consider

installing security systems, reinforcing doors and windows, and creating a safe room.

3.3 Basic Shooting Techniques

Master basic shooting techniques, including proper stance, grip, and trigger control. Practice regularly to improve your accuracy and speed.

3.4 Room Clearing Techniques

Learn room clearing techniques to safely and effectively clear your home of intruders. Use a tactical light to illuminate dark areas and move slowly and methodically.

3.5 Barricade and Cover Techniques

Understand how to use barricades and cover to your advantage in a home defense situation. Barricades can be used to create a defensible position, while cover can be used to protect yourself from incoming fire.

Chapter 4: Developing a Defensive Plan

Once you've mastered the basic tactical techniques, it's time to develop a defensive plan for your home. This plan should include:

4.1 Family Communication Plan

Establish a family communication plan so that everyone knows what to do in the event of a home invasion. Designate a safe room and establish a way to communicate with each other.

4.2 Evacuation Plan


Create an evacuation plan that includes multiple escape routes and a rally point outside your home.

4.3 Equipment and Supplies

Make sure you have the necessary equipment and supplies, including a first-aid kit, flashlight, and spare ammunition.

By following the advice and guidance provided in this comprehensive guide, you'll be well-equipped to safely and effectively use the Remington 870 shotgun for home protection and personal security. Remember, responsible firearm ownership is paramount, so always follow firearm safety rules and practice regularly to maintain your skills.

With the knowledge and skills gained from this guide, you can confidently face any threat to your safety and protect yourself and your loved ones.




Practical Guide to the Operational Use of the Remington 870 Shotgun by Erik Lawrence

★ ★ ★ ★ ☆ 4.4 out of 5


- Language : English
- File size : 1573 KB
- Text-to-Speech : Enabled
- Screen Reader : Supported
- Enhanced typesetting : Enabled
- Word Wise : Enabled
- Print length : 51 pages





Toradora Light Novel Vol Yuyuko Takemiya

By Yuyuko Takemiya Step into the heartwarming and hilarious world of Toradora Light Novel Vol...



Love Me Better, Love Me Right: A Journey of Self-Discovery and Healing

Unveiling the Profound Power of Emotional Intelligence for a Fulfilling Life Embark on a Transformative Odyssey to Unlock Your Emotional Potential In this captivating...