


Immunohistochemistry and Immunocytochemistry Essential Methods

Unlock the Secrets of Protein Expression

Immunohistochemistry (IHC) and immunocytochemistry (ICC) are essential techniques in modern biology. They allow researchers to visualize the expression, localization, and distribution of proteins within cells and tissues. This powerful combination of techniques has revolutionized our understanding of protein function and dysfunction, and has led to crucial advancements in disease diagnosis, treatment, and research.



Immunohistochemistry and Immunocytochemistry: Essential Methods by Oliver Rackham

★ ★ ★ ★ ☆ 4.5 out of 5

Language	: English
File size	: 23672 KB
Text-to-Speech	: Enabled
Screen Reader	: Supported
Enhanced typesetting	: Enabled
Print length	: 236 pages
Lending	: Enabled



Immunohistochemistry and Immunocytochemistry Essential Methods is the ultimate guide to these indispensable techniques. Written by leading experts in the field, this comprehensive resource provides:

- Detailed protocols for all steps of IHC and ICC, from sample preparation to image analysis
- In-depth troubleshooting advice to help you overcome common challenges
- Cutting-edge applications of IHC and ICC, including multiplexing, quantitative analysis, and 3D imaging
- Essential theory and background information to help you fully understand the techniques

Whether you are a beginner or an experienced researcher, *Immunohistochemistry and Immunocytochemistry Essential Methods* will provide you with the knowledge and skills you need to successfully use these techniques in your research. Free Download your copy today and unlock the secrets of protein expression!

Benefits of Immunohistochemistry and Immunocytochemistry

- Visualize protein expression in cells and tissues
- Identify and characterize different cell types
- Diagnose diseases and monitor disease progression
- Study protein function and regulation
- Develop new drugs and treatments

About the Authors

Immunohistochemistry and Immunocytochemistry Essential Methods was written by a team of leading experts in the field, including:


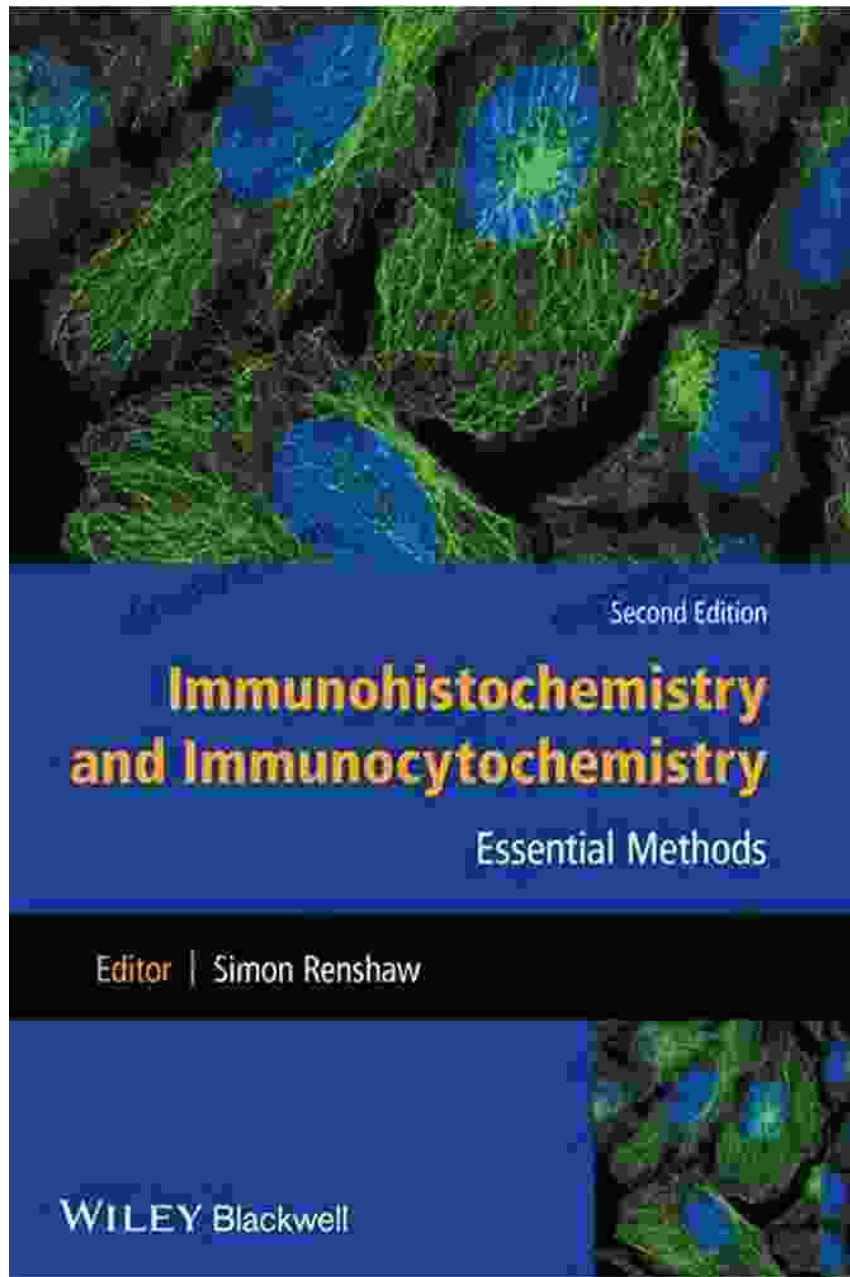
- **Dr. John A. Kiernan**, Professor of Pathology and Laboratory Medicine at the University of California, San Francisco
- **Dr. John R. Fowkes**, Professor of Pathology and Laboratory Medicine at the University of California, San Francisco
- **Dr. Mary-Ann Nguyen**, Assistant Professor of Pathology and Laboratory Medicine at the University of California, San Francisco

These authors have extensive experience in using IHC and ICC for research and diagnostic purposes. They have published numerous papers in top scientific journals and are renowned for their teaching and mentoring skills.

Free Download Your Copy Today!

Immunohistochemistry and Immunocytochemistry Essential Methods is a must-have resource for researchers, clinicians, and students who use IHC and ICC in their work. Free Download your copy today and unlock the secrets of protein expression!

Buy Now on Our Book Library



Immunohistochemistry and Immunocytochemistry:

Essential Methods by Oliver Rackham

★★★★☆ 4.5 out of 5


Language : English
File size : 23672 KB
Text-to-Speech : Enabled
Screen Reader : Supported
Enhanced typesetting : Enabled
Print length : 236 pages

Lending

: Enabled


FREE

DOWNLOAD E-BOOK



Toradora Light Novel Vol Yuyuko Takemiya

By Yuyuko Takemiya Step into the heartwarming and hilarious world of Toradora Light Novel Vol...



Love Me Better, Love Me Right: A Journey of Self-Discovery and Healing

Unveiling the Profound Power of Emotional Intelligence for a Fulfilling Life Embark on a Transformative Odyssey to Unlock Your Emotional Potential In this captivating...