


How To Trap Coyote In Weeks



Coyotes are a common nuisance in many parts of the world. They can prey on livestock, damage property, and even attack humans. If you're having problems with coyotes, trapping is a humane and effective way to remove them from your property.



How To Trap a Coyote in 2 Weeks: The Definitive Guide

by Indiana Wake

★★★★☆ 4.1 out of 5

Language : English
File size : 5088 KB
Text-to-Speech : Enabled
Enhanced typesetting : Enabled
Word Wise : Enabled
Print length : 126 pages
Lending : Enabled
Screen Reader : Supported



In this guide, we'll teach you everything you need to know about trapping coyotes, from choosing the right trap to setting it up and dealing with the catch.

Choosing the Right Trap

The first step in trapping coyotes is choosing the right trap. There are a variety of traps available, each with its own advantages and disadvantages.

The most common type of coyote trap is the leg-hold trap. Leg-hold traps are effective and easy to use, but they can also be cruel to the animal. If you're using a leg-hold trap, be sure to check it regularly and release the animal as soon as possible.

Another option is a cage trap. Cage traps are more humane than leg-hold traps, but they can be more difficult to set up. Cage traps are also more expensive than leg-hold traps.

Setting Up the Trap

Once you've chosen a trap, you need to set it up in a location where coyotes are likely to travel. Look for areas where coyotes have been seen or where there are signs of their activity, such as tracks or scat.

When setting up the trap, be sure to wear gloves and avoid leaving any human scent on the trap. Coyotes have a keen sense of smell, and they will avoid any trap that smells like humans.

Dealing with the Catch

Once you've caught a coyote, you need to deal with it humanely. The best way to do this is to release the animal far away from your property.

If you're not comfortable releasing the animal yourself, you can contact your local animal control agency. They will be able to remove the animal for you.

Tips for Trapping Coyotes

Here are a few tips for trapping coyotes:

- Use a variety of baits to attract coyotes. Some good baits include meat, fish, and fruits.
- Set the trap in a location where coyotes are likely to travel. Look for areas where coyotes have been seen or where there are signs of their activity.
- Check the trap regularly. Coyotes can be caught in a trap for several hours before they die. If you don't check the trap regularly, the animal may suffer.
- Release the animal as soon as possible. Coyotes are wild animals, and they should be released as soon as possible after they are caught.

Trapping coyotes can be a humane and effective way to remove them from your property. By following the tips in this guide, you can increase your chances of success.

If you're having problems with coyotes, don't hesitate to contact your local animal control agency. They will be able to help you trap and remove coyotes from your property.




How To Trap a Coyote in 2 Weeks: The Definitive Guide

by Indiana Wake


★★★★☆ 4.1 out of 5

Language : English
File size : 5088 KB
Text-to-Speech : Enabled
Enhanced typesetting : Enabled
Word Wise : Enabled
Print length : 126 pages
Lending : Enabled
Screen Reader : Supported



Toradora Light Novel Vol Yuyuko Takemiya

By Yuyuko Takemiya Step into the heartwarming and hilarious world of Toradora Light Novel Vol...



Love Me Better, Love Me Right: A Journey of Self-Discovery and Healing

Unveiling the Profound Power of Emotional Intelligence for a Fulfilling Life Embark on a Transformative Odyssey to Unlock Your Emotional Potential In this captivating...

